

Single Phase Silicon Bridge Rectifier

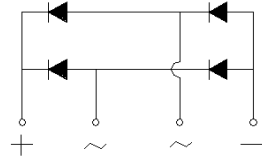
$V_{RRM} = 600\text{ V} - 1000\text{ V}$

$I_O = 35\text{ A}$

Features

- High efficiency
- Silicon junction
- Metal case
- Types from 600 V to 1000 V V_{RRM}
- Not ESD Sensitive

KBPC-T/W Package



Mechanical Data

Case: Mounted in the bridge encapsulation

Mounting: Hole for #10 screw

Polarity: Marked on case

Maximum ratings at $T_c = 25\text{ }^\circ\text{C}$, unless otherwise specified (KBPCXXXXT uses KBPC-T package while KBPCXXXXW uses KBPC-W package)

Parameter	Symbol	Conditions	KBPC3506T/W	KBPC3508T/W	KBPC3510T/W	Unit
Repetitive peak reverse voltage	V_{RRM}		600	800	1000	V
RMS reverse voltage	V_{RMS}		420	560	700	V
DC blocking voltage	V_{DC}		600	800	1000	V
Operating temperature	T_j		-55 to 150	-55 to 150	-55 to 150	$^\circ\text{C}$
Storage temperature	T_{stg}		-55 to 150	-55 to 150	-55 to 150	$^\circ\text{C}$

Electrical characteristics at $T_c = 25\text{ }^\circ\text{C}$, unless otherwise specified

Single phase, half sine wave, 60 Hz, resistive or inductive load

For capacitive load derate current by 20%

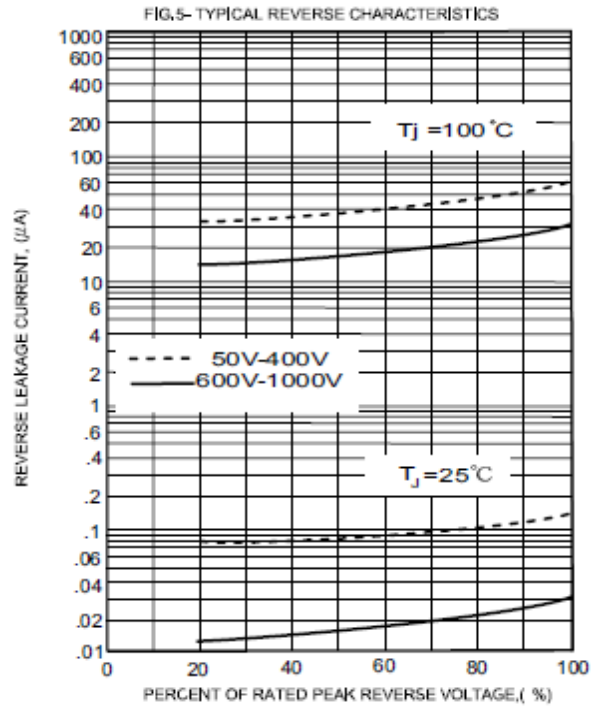
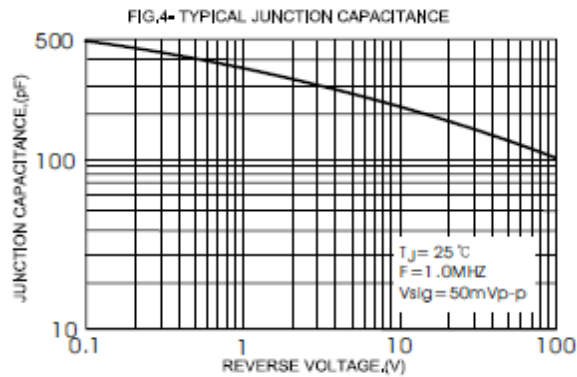
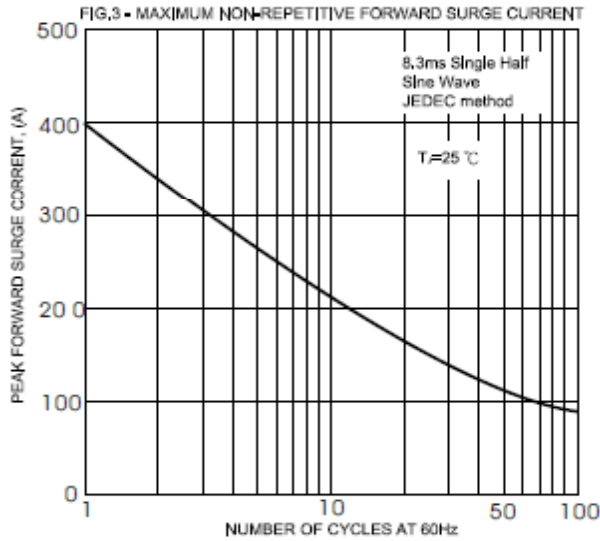
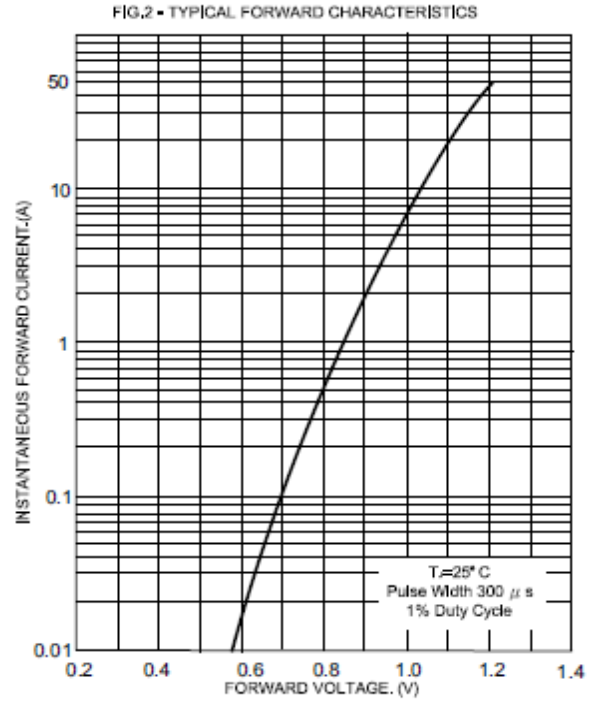
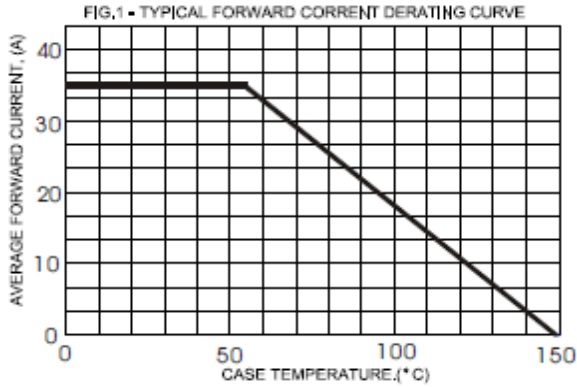
Parameter	Symbol	Conditions	KBPC3506T/W	KBPC3508T/W	KBPC3510T/W	Unit
Maximum average forward rectified current	I_O	$T_c = 55\text{ }^\circ\text{C}$	35	35	35	A
Peak forward surge current	I_{FSM}	8.3 ms half sine-wave	400	400	400	A
Maximum instantaneous forward voltage per leg	V_F	$I_F = 17.5\text{ A}$	1.1	1.1	1.1	V
Maximum DC reverse current at rated DC blocking voltage per leg	I_R	$T_c = 25\text{ }^\circ\text{C}$ $T_c = 100\text{ }^\circ\text{C}$	5 500	5 500	5 500	μA
Typical junction capacitance ¹	C_j		300	300	300	pF

Thermal characteristics

Typical thermal resistance ²	$R_{\theta JC}$		1.4	1.4	1.4	$^\circ\text{C/W}$
---	-----------------	--	-----	-----	-----	--------------------

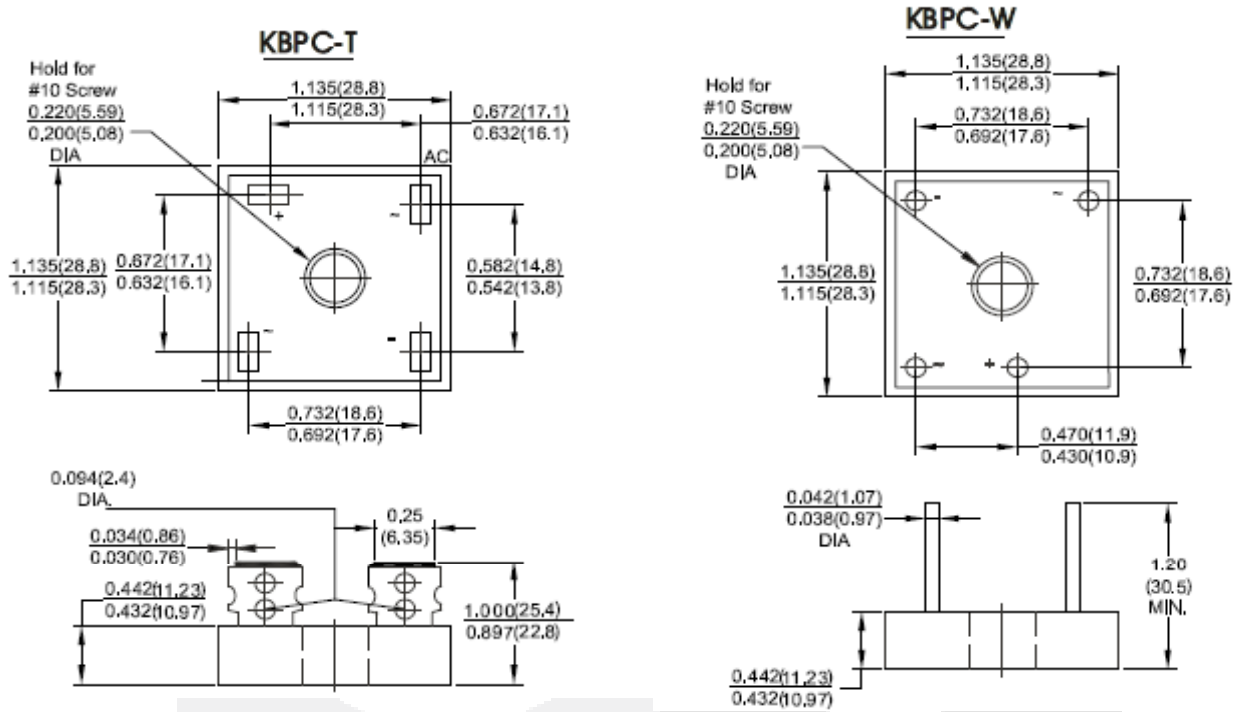
¹ - Measured at 1 MHz and applied reverse voltage of 4.0 V D.C.

² - Device mounted on 300 mm x 300 mm x 1.6 mm Cu plate heatsink



Package dimensions and terminal configuration

Product is marked with part number and terminal configuration.



Dimensions in inches and (millimeters)

